

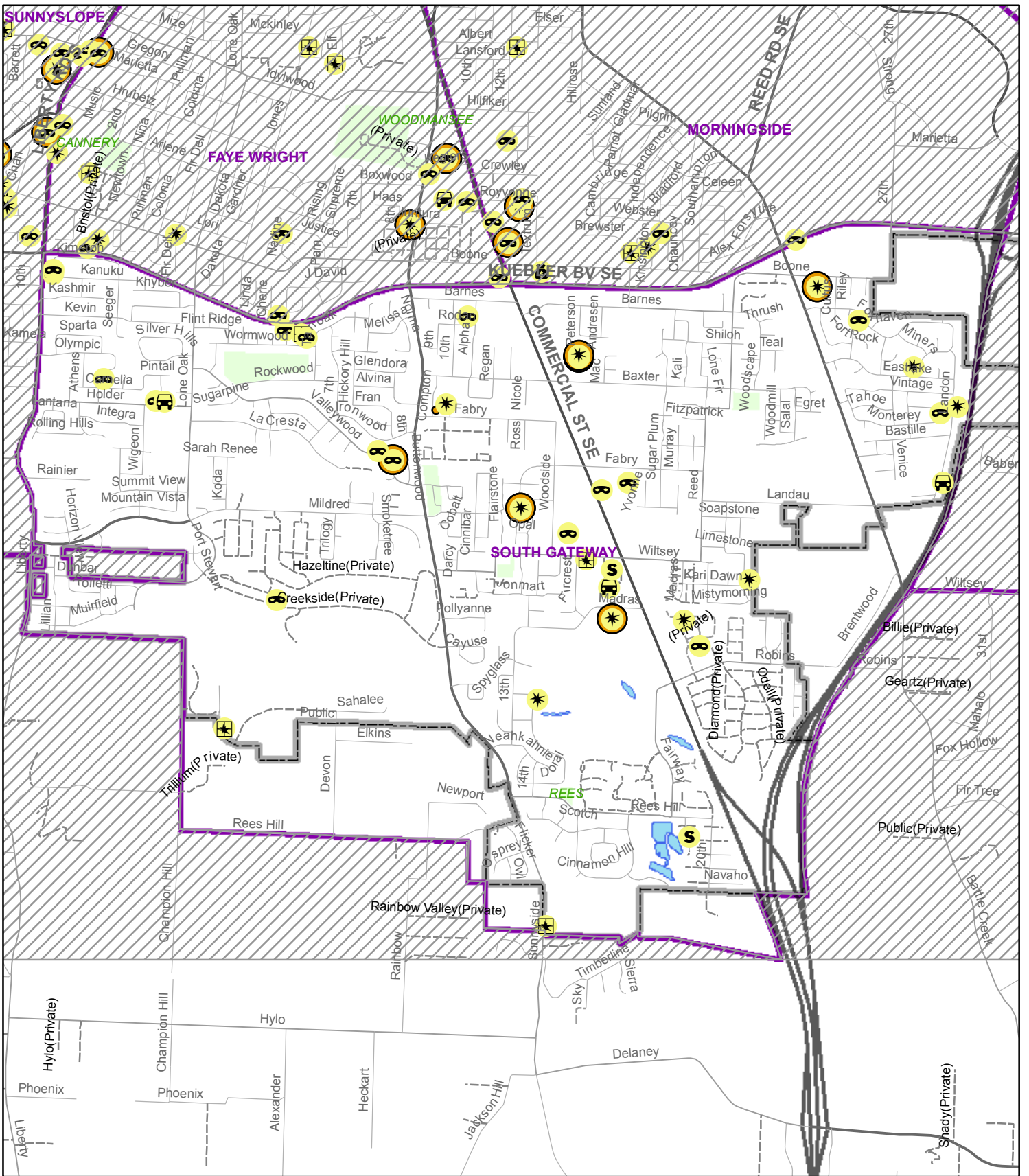
SALEM POLICE DEPARTMENT

CRIME ANALYSIS

DEC2008 Crime Incidents: NA1: SOUTH GATEWAY

	Jan	Feb	Mar	Apr	May	Jun	Jul	Aug	Sep	Oct	Nov	Dec	Year to Date		Increase/ Decrease	% Change
													2008	2007		
<u>2008 PART 1 CRIME</u>																
Aggravated Assault	0	1	0	2	0	3	5	0	2	1	0	0	14	14	0	
Arson	0	0	0	0	0	0	1	2	0	0	1	0	4	1	3	
Attempted Murder	0	0	0	0	0	0	0	0	0	0	0	0	0	0	0	
Auto Theft	1	1	0	0	3	3	4	2	3	2	6	4	29	51	-22	
Business Burglary	2	3	1	0	3	0	2	1	0	0	0	0	12	5	7	
Justifiable Homicide	0	0	0	0	0	0	0	0	0	0	0	0	0	0	0	
Larceny	23	16	24	25	23	19	29	17	29	25	35	23	288	287	1	
Murder	0	0	0	0	0	0	0	0	0	0	0	1	1	0	1	
Other Burglary	1	5	2	3	7	2	2	0	3	2	3	0	30	12	18	
Rape	0	1	0	0	0	0	0	0	0	0	0	0	1	1	0	
Residential Burglary	5	10	8	6	4	4	6	11	8	6	2	4	74	62	12	
Robbery	0	1	1	2	0	0	0	0	0	0	0	0	4	4	0	
Part 1 Totals	32	38	36	38	40	31	49	33	45	36	47	32	457	437	20	4.6%
<u>2008 PART 2 CRIME</u>																
All Other Part 2	6	6	7	3	15	5	7	5	10	2	2	4	72	89	-17	
Assaults	9	5	1	4	7	2	8	2	2	2	3	8	53	77	-24	
Curfew	1	0	0	1	1	0	0	1	0	1	0	0	5	4	1	
DUI	1	0	2	2	3	1	2	3	4	4	0	1	23	41	-18	
Disorderly Conduct	1	1	2	2	2	0	2	0	5	2	4	1	22	37	-15	
Drugs	5	3	2	0	2	3	4	1	4	4	2	0	30	37	-7	
Embezzlement	0	0	0	0	0	0	0	0	0	0	0	0	0	0	0	
Escape	0	0	0	0	0	0	0	0	0	0	0	0	0	1	-1	
Forgery/Counterfeit	1	1	2	0	1	0	1	2	0	0	0	0	8	13	-5	
Fraud	2	3	5	0	2	1	0	2	1	1	1	0	18	27	-9	
Gambling	0	0	0	0	0	0	0	0	0	0	0	0	0	0	0	
Kidnapping	0	0	0	0	1	0	0	0	0	0	0	0	1	1	0	
Liquor Laws	0	0	1	2	0	0	1	2	0	0	0	0	6	8	-2	
Offense Against Family	2	1	0	0	3	1	1	2	2	1	0	0	13	15	-2	
Prostitution	0	0	0	0	0	0	0	0	0	0	0	0	0	0	0	
Runaway Juveniles	4	4	4	7	5	1	4	3	6	8	1	2	49	65	-16	
Sex Offenses	0	2	0	2	1	1	2	1	1	2	2	2	16	10	6	
Stolen Property	0	0	0	0	0	0	0	0	4	0	1	0	5	6	-1	
Trespass	1	3	0	1	2	2	5	2	4	4	3	2	29	39	-10	
Vandalism	38	12	10	8	18	10	16	16	15	12	18	11	184	177	7	
Weapons	0	0	0	0	0	2	2	1	0	0	0	0	5	3	2	
Part 2 Totals	71	41	36	32	63	29	55	43	58	43	37	31	539	650	-111	-17.1%
GRAND TOTALS	103	79	72	70	103	60	104	76	103	79	84	63	996	1087	-91	-8.4%

Please note: Monthly information previously reported may have been revised to reflect updated information and/or reporting changes.














SOUTH GATEWAY

December 2008

City of Salem, Oregon Police Department
Planning and Research Unit

This product is provided as is, without warranty. In no event is the City of Salem liable for damages from the use of this product. This product is subject to license and copyright limitations and further distribution or resale is prohibited.

Map Create Date: Jan 21, 2009

-  Agg Assault
-  Business Burg
-  Rape
-  Sex Offenses
-  Arson
-  Larceny
-  Residential Burg
-  Vandalism
-  Auto Theft
-  Other Burg
-  Robbery

 →  Multiple Incidents
 2 to many