

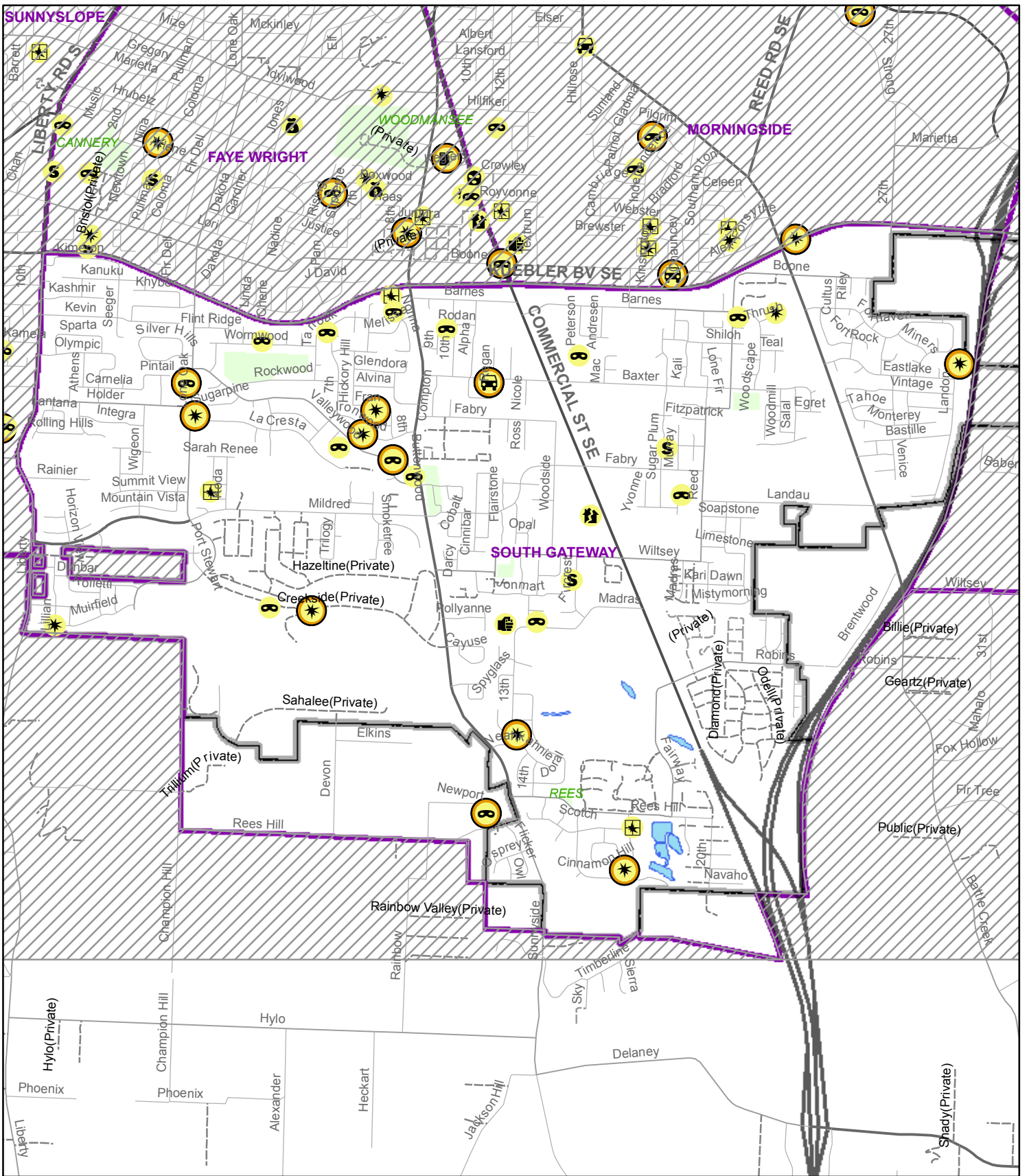
SALEM POLICE DEPARTMENT

CRIME ANALYSIS

MAY2009 Crime Incidents: NA1: SOUTH GATEWAY

	Jan	Feb	Mar	Apr	May	Jun	Jul	Aug	Sep	Oct	Nov	Dec	<u>Year to Date</u>		<u>Increase/</u>		
													<u>2009</u>	<u>2008</u>	<u>Decrease</u>	<u>% Change</u>	
<u>2009 PART 1 CRIME</u>																	
Aggravated Assault	0	0	1	1	2	0	0	0	0	0	0	0	0	4	3	1	
Arson	0	0	1	0	1	0	0	0	0	0	0	0	0	2	0	2	
Attempted Murder	0	0	0	0	0	0	0	0	0	0	0	0	0	0	0	0	
Auto Theft	6	1	3	5	2	0	0	0	0	0	0	0	0	17	5	12	
Business Burglary	0	0	0	0	1	0	0	0	0	0	0	0	0	1	9	-8	
Justifiable Homicide	0	0	0	0	0	0	0	0	0	0	0	0	0	0	0	0	
Larceny	37	26	19	26	22	0	0	0	0	0	0	0	0	130	111	19	
Murder	0	0	0	0	0	0	0	0	0	0	0	0	0	0	0	0	
Other Burglary	5	0	1	1	0	0	0	0	0	0	0	0	0	7	18	-11	
Rape	0	0	0	0	0	0	0	0	0	0	0	0	0	0	1	-1	
Residential Burglary	9	2	4	7	4	0	0	0	0	0	0	0	0	26	33	-7	
Robbery	2	1	0	1	0	0	0	0	0	0	0	0	0	4	4	0	
Part 1 Totals	59	30	29	41	32	0	0	0	0	0	0	0	0	191	184	7	3.8%
<u>2009 PART 2 CRIME</u>																	
All Other Part 2	11	6	6	10	6	0	0	0	0	0	0	0	0	39	37	2	
Assaults	1	3	2	7	2	0	0	0	0	0	0	0	0	15	26	-11	
Curfew	0	1	1	1	0	0	0	0	0	0	0	0	0	3	3	0	
DUI	0	3	7	1	0	0	0	0	0	0	0	0	0	11	8	3	
Disorderly Conduct	1	1	5	3	2	0	0	0	0	0	0	0	0	12	8	4	
Drugs	1	3	1	2	2	0	0	0	0	0	0	0	0	9	12	-3	
Embezzlement	0	0	0	0	0	0	0	0	0	0	0	0	0	0	0	0	
Escape	0	0	0	0	0	0	0	0	0	0	0	0	0	0	0	0	
Forgery/Counterfeit	0	0	1	0	0	0	0	0	0	0	0	0	0	1	5	-4	
Fraud	1	0	2	0	3	0	0	0	0	0	0	0	0	6	12	-6	
Gambling	0	0	0	0	0	0	0	0	0	0	0	0	0	0	0	0	
Kidnapping	0	0	0	0	0	0	0	0	0	0	0	0	0	0	1	-1	
Liquor Laws	0	0	2	2	1	0	0	0	0	0	0	0	0	5	3	2	
Offense Against Family	0	1	1	0	0	0	0	0	0	0	0	0	0	2	6	-4	
Prostitution	0	0	0	0	0	0	0	0	0	0	0	0	0	0	0	0	
Runaway Juveniles	0	4	1	8	5	0	0	0	0	0	0	0	0	18	24	-6	
Sex Offenses	2	1	2	0	1	0	0	0	0	0	0	0	0	6	6	0	
Stolen Property	1	0	0	0	0	0	0	0	0	0	0	0	0	1	0	1	
Trespass	1	0	2	1	2	0	0	0	0	0	0	0	0	6	7	-1	
Vandalism	19	8	12	11	10	0	0	0	0	0	0	0	0	60	86	-26	
Weapons	1	2	1	0	1	0	0	0	0	0	0	0	0	5	0	5	
Part 2 Totals	39	33	46	46	35	0	0	0	0	0	0	0	0	199	244	-45	-18.4%
GRAND TOTALS	98	63	75	87	67	0	0	0	0	0	0	0	0	390	428	-38	-8.9%

Please note: Monthly information previously reported may have been revised to reflect updated information and/or reporting changes.














SOUTH GATEWAY

May 2009

City of Salem, Oregon Police Department
Planning and Research Unit

This product is provided as is, without warranty. In no event is the City of Salem liable for damages from the use of this product. This product is subject to license and copyright limitations and further distribution or resale is prohibited.

Map Create Date: Jun 15, 2009

-  Agg Assault
-  Business Burg
-  Rape
-  Sex Offenses
-  Arson
-  Larceny
-  Residential Burg
-  Vandalism
-  Auto Theft
-  Other Burg
-  Robbery

 →  Multiple Incidents
 2 to many